

scala

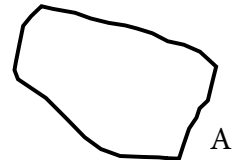
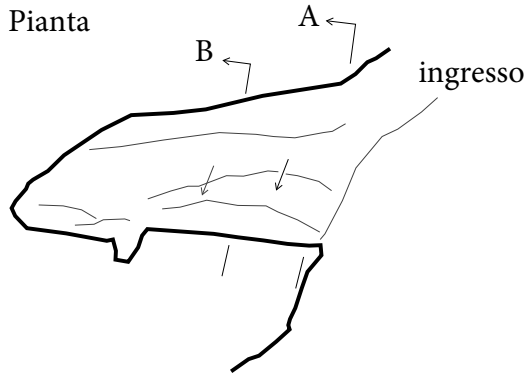


1 2m



Nord

Pianta



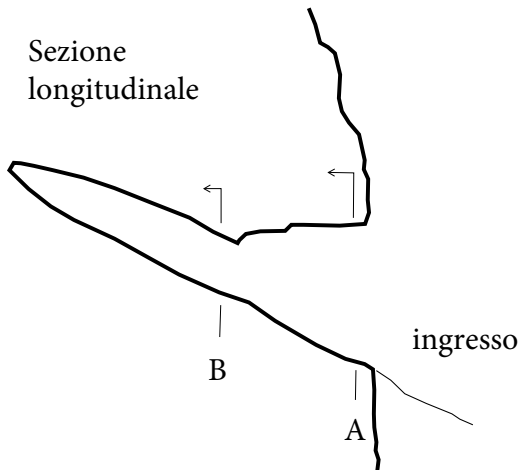
A



B

Sezioni trasversali

Sezione
longitudinale



Caverna del Pizzo Forca

coordinate: 2'720'102 1'148'856

quota: 2552 m

sviluppo: 10 m

dislivello: +5.50 m

rilievo e disegno: Sergio Veri

anno 2023